



ACE

ABSOLUTE CLEAN ENERGY
PUBLIC COMPANY LIMITED



**FTSE
Russell**

SET **AA**
ESG Ratings 2023

Absolute Clean Energy Public Company Limited

Opportunity Day: Q4'2023 Results

Ticker : ACE

Disclaimer



The information contained in this presentation is strictly confidential and is provided by Absolute Clean Energy Public Company Limited (the "Company") to you solely for your information which is the same information as that contained in the recent filing and draft prospectus submitted to the Thai Securities and Exchange Commission. Neither this presentation nor any part hereof may be (i) used or relied upon by any other party or for any other purpose; (ii) copied, photocopied, duplicated or otherwise reproduced in any form or by any means; or (iii) redistributed, passed on or otherwise disseminated, to any other person either in your organization or elsewhere, without the prior written consent of the Company and its respective affiliates or advisors. By attending this presentation, participants agree not to remove this document, or any materials provided in connection herewith, from the conference room where such documents are provided without the prior express consent from the Company and its respective affiliates or advisors.

Although care has been taken to ensure that the information in this presentation is accurate, and that the opinions expressed are fair and reasonable, no representations or warranties, express or implied, are made as to, and no reliance should be placed on, the accuracy, fairness or completeness of the information presented or contained in this presentation. The information is subject to any change without notice whether before or after such change is made, its accuracy is not guaranteed, has not been independently verified and it may not contain all material information concerning the Company and its subsidiaries. None of the Company nor any of its respective affiliates or advisors nor any of its or their respective members, directors, officers, employees or affiliates assumes any responsibility or liability for, the accuracy or completeness of, or any errors or omissions in, any information contained herein. Accordingly, none of the above nor any other person accepts any liability (in negligence, or otherwise) for any loss arising from or in connection with any use of this presentation or its contents.

This presentation is for information purposes only and does not constitute or form whole or part of any offer, invitation or solicitation by or on behalf of the Company for sale or subscription of or solicitation or invitation of any offer to or recommendation to buy or subscribe for any securities of the Company, nor shall it or any part of it form the basis of or be relied on in connection with any contract, commitment or investment decision in relation thereto ("Securities") in Thailand, the United States or any other jurisdictions. Any recipient considering a purchase of Securities is hereby reminded that any such purchase should be made solely on the basis of the information contained in a final offering document (which may be different from the information contained in this presentation) and subject to the selling restrictions set out therein. No public offering of the Securities will be made in the United States or in any other jurisdiction outside of Thailand where such an offering is restricted or prohibited. This presentation should not be construed as legal, tax, investment or other advice. The information contained herein does not take into consideration the investment objectives, financial situation or particular needs of any particular investor, and should not be treated as giving investment advice.

In addition, this presentation contains certain financial information and results of operation, and may also contain certain projections, plans, strategies, and objectives of the Company, that are not statements of historical fact which would be treated as forward looking statements that reflect the Company's current views with respect to future events and financial performance. These views are based on a number of estimates and current assumptions which are subject to business, economic and competitive uncertainties and contingencies as well as various risks which are in many cases beyond the control of the Company, and which may change over time and may cause actual events and the Company's future results to be materially different than expected or indicated by such statements. No assurance can be given that future events will occur, that projections will be achieved, or that the Company's assumptions are correct. Such forward-looking statements are not guarantees of future performance and accordingly, the actual results, financial condition, performance or achievements of the Company may differ materially from those anticipated by the Company in the forward looking statements. The recipient is cautioned not to place undue reliance on these forward looking statements.

In providing this presentation, the Company does not undertake to provide any recipient with access to any additional information or to correct any inaccuracies herein which may become apparent.

Table of Contents for Presentation



I	Business Updates
II	Operating Performance
III	Financial Highlights

"ABA" VSPP Thoen Project





***Convert Plants and Agri-residue
to Energy***

ACE The clean energy leader



**Convert *Waste*
to Energy**



**Convert *Sunlight*
to Energy**

ACE The clean energy leader

Key Events (1 of 2)

- **2 October 2023:** The Supreme Administrative Court has ruled that the factory operation permit (พ. 4) for the Thoen VSPP biomass project (9.9 MW installed capacity) is legally valid.
- **5 October 2023:** PPAs of Nabon 1 & 2 projects have been mutually agreed with EGAT to cancel due to force majeure. EGAT has returned the bank guarantee of 172 M.THB each to ACE Solar and BPP.
- **16 October 2023:** Power Purchase Agreement (PPA) signed with the Provincial Electricity Authority (PEA) for 15 solar farm projects, with total PPA capacity of 92.73 MW.
- **18 October 2023:** Successfully issued 2-year, 3-year debentures. Total 391.6 M. THB raised.

Key Events (2 of 2)

- **1 November 2023:** Received the results of the corporate governance survey of listed companies for the year 2023 at “Excellent” level (5 stars) from Thai Institute of Directors Association (Thai IOD).
- **6 November 2023:** Awarded with ‘AA’ rating from SET ESG Ratings 2023 by the Stock Exchange of Thailand.
- **15 November 2023:** Delisted from MSCI Global Small Cap, Effective date 30 Nov 2023.
- **21 November 2023:** PEA return PPAs of 8 VSPP biomass projects (Total contract capacity of 64 MW), which were previously under arbitration, back to ACE. These 8 projects are now ready to enter the development phase.
- **18 December 2023:** ACE was delisted from SET100 Index due to a drop in ACE’s market capitalization.
- **29 February 2024:** the Board of Directors approved to propose to the 2024 AGM to approve the suspension of dividend payments for the 2023 operating since the Company has to reserve cash for working capital and investment in future project



ABSOLUTE CLEAN ENERGY
PUBLIC COMPANY LIMITED

Krabi MSW Power Plant

“ALCP” VSPP Krabi Project



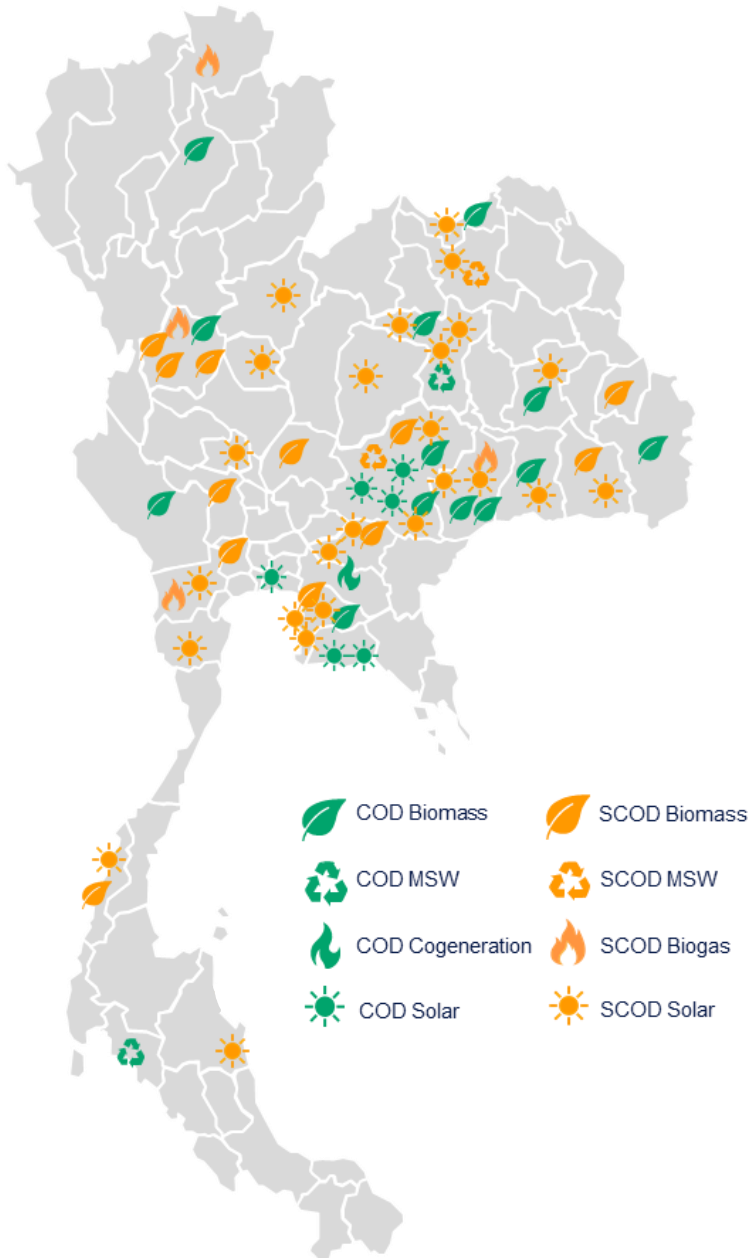
Overview of ACE's Portfolio



ACE Business Portfolio in Thailand : December 2023



Well-Balanced Portfolio with Diversified Locations



		Type	Installed / Equity MW	PPA MW	Location	COD / SCOD Date	Status
Existing Projects (23 Projects)	1	VSPP - Biomass	9.9	8	Chonburi	24/4/2012	COD
	2	VSPP - Biomass	9.9	8	Khonkaen	2/5/2012	
	3	VSPP - Biomass	9.9	8	Surin	30/10/2012	
	4	VSPP - Biomass	9.9	8	Nakhon Ratchasima	16/1/2013	
	5	VSPP - Biomass	9.9	8	Roi-et	4/6/2013	
	6	VSPP - Biomass	9.9	8	Nongkhai	26/12/2013	
	7	VSPP - Biomass	9.9	8	Lampang	9/7/2014	
	8	VSPP - Biomass	9.9	8	Ubonratchathani	14/8/2015	
	9	VSPP - MSW	6	4.5	Khonkaen	29/11/2016	
	10	SPP - Cogen	114.35	90	Chachoengsao	10/2/2017	
	11	VSPP - Biomass	9.9	8	Kanchanaburi	16/8/2017	
	12	VSPP - Solar Rooftop	1	1	Chonburi	20/11/2018	
	13	VSPP - Solar Rooftop	0.73	0.73	Nakhon Ratchasima	22/2/2019	
	14	1 Solar Rooftop	1	1	Chonburi	27/9/2019	
	15	1 Solar Rooftop	0.83	0.83	Samut Sakhon	22/5/2020	
	16	VSPP - Biomass	7.5	6.5	Buriram (ACES)	24/1/2006	
	17	VSPP - Biomass	9.5	8	Buriram (ABE)	6/2/2008	
	18	VSPP - Biomass	9.9	8	Nakhon Ratchasima (AAE)	10/11/2011	
	19	VSPP - MSW	6	4.4	Krabi	28/12/2020	
	20	Waste Landfill	N/A	N/A	Udonthani	5/1/2021	
	21	1 Solar Rooftop	0.24	0.24	Nakhon Ratchasima	25/2/2021	
	22	Floating Solar	1.515	1.515	Nakhon Ratchasima	31/3/2021	
	23	VSPP - Biomass	9.9	8	Kampangphet	26/11/2021	
Under Development and pending for development (66 projects)	24	1 SPP - Hybrid	20	13.31	Kampangphet	Within Q2'2024	PPA signed
	25	1 SPP - Hybrid	23	20	Ranong	TBD	EIA Approved
	26	VSPP - Biomass	9.9	8	Kampangphet	Within 2026	PPA signed
	27	VSPP - Biomass	9.9	8	Supanburi	Within 2026	
	28	VSPP - Biomass	9.9	8	Nakornpathom	Within 2026	
	29	VSPP - Biomass	9.9	8	Nakhon Ratchasima	Within 2026	
	30	VSPP - Biomass	9.9	8	Chonburi	Within 2026	
	31	VSPP - Biomass	9.9	8	Amnatcharoen	Within 2026	
	32	VSPP - Biomass	9.9	8	Lopburi	Within 2026	
	33	VSPP - Biomass	9.9	8	Pracheenburi	Within 2026	Under consideration of Administrative Court
	34	VSPP - Biomass	9.9	8	Srisaket	Within 2026	
	35	VSPP - Biomass ¹	9.9	8	Chonburi	Within 2026	PPA signed
	36	VSPP - MSW	9	7.75	Udonthani	Within 2024	PPA signed
	37	VSPP - MSW	9.9	8	Nakhon Ratchasima	Within 2024	PPA signed
	38-55	VSPP - Biogas	59	50	Chiangrai, Kampangphet, Buriram, Ratchaburi	Within 2026	PPA signed
	56	Private PPA - Solar Rooftop	9.59	9.59	Phetchaburi	Within Q4'2024	PPA signed
	57-61	Solar Farm	>35.40	35.4	Nakhon Si Thammarat, Phitsanulok, Phichit, Khonkaen, Nongkhai, Ranong, Ratchburi, Srisaket, Chainat, Kampangphet, Phetchabun	Within 2024	PPA signed
	62-71	Solar Farm	>57.33	57.33		Within 2025	PPA signed
	72-74	Solar Farm	>20.00	20		Within 2027	PPA to be signed
75-88	Private PPA - Solar Rooftop	1.92	1.92	Chonburi, Nakhon Ratchasima, Khonkaen, Surin, Roi-et, Udonthani, Chaiphayum, Pracheenburi, Buriram		Q2-Q4'2024	PPA signed
89	Private PPA - Solar Rooftop	0.58	0.58	Chonburi	Within Q3'2024	PPA signed	
Total	89	>602.3	510.6				

Source: Company information as of Dec 2023

Remark: /1 Including APP's capacity MW of 9.9. Currently, APP's shareholders sent LOI for APP share purchase proposal to ACE



“ACP1” VSPP Banbueng Project

ACE's Biomass power plant (25 power plants, 267.9 MW)^{1,2,3}



ACP1 Ban Bueng



ALCP1 Si Chiang Mai



AAPP2 Chokchai



ACP2 Phonthong



ALCP2 Sirindhorn



AAP1 Nam Phong

Remark: /1 Including APP's capacity MW of 9.9, Currently, APP's shareholders sent LOI for APP share purchase proposal to ACE
/2 Capacity MW
/3 Including UA Wittaya plc biomass power plants of 26.9 MW

- **COD 13 power plants = 125.9 MW**
- **Under development 12 power plants = 142.0 MW**

ACE's Biomass power plant (25 power plants, 267.9 MW)^{1,2,3}



ACP3 Bo Ploy



AAPP1 Tanee



ABA1 Thoen



AAE Muang Korat



ABE Don Mon



ACES Muang Burirum



ACP4 Khlong Khlung

Remark: /1 Including APP's capacity MW of 9.9, Currently, APP's shareholders sent LOI for APP share purchase proposal to ACE
/2 Capacity MW
/3 Including UA Wittaya plc biomass power plants of 26.9 MW

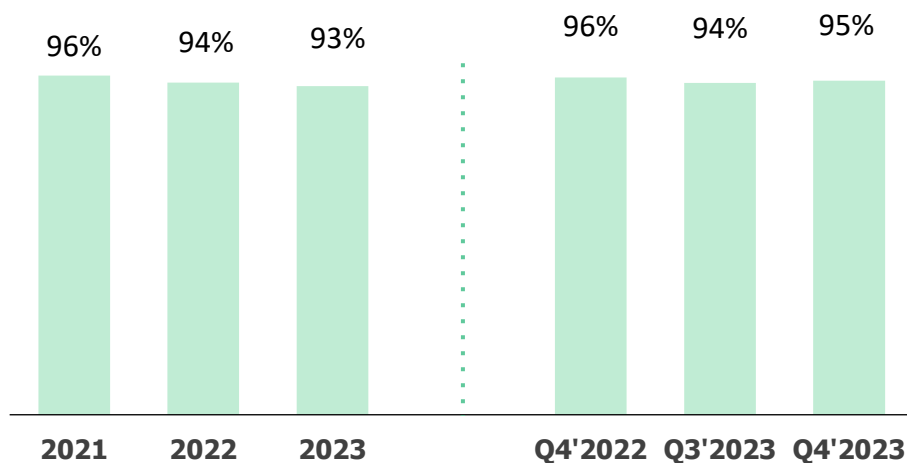
- COD 13 power plants = 125.9 MW
- Under development 12 power plants = 142.0 MW

ACE's Biomass Operating Performance (10 Projects)

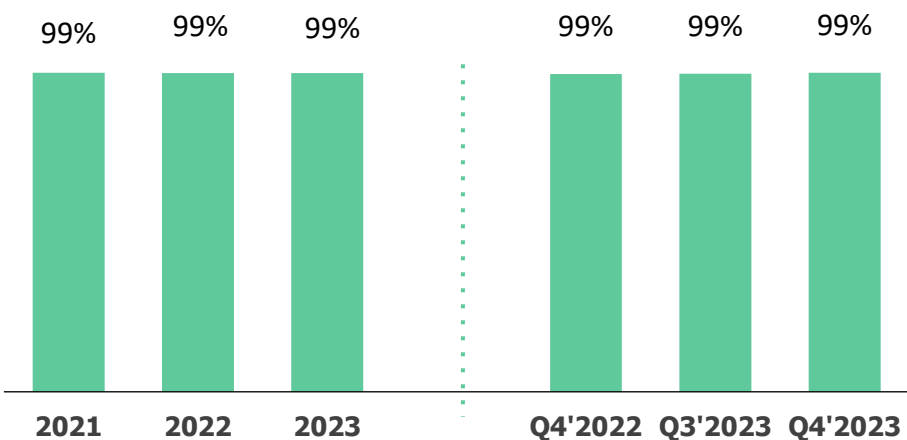


Plant Performance (10 Projects)

Availability Factor*



Capacity Factor**



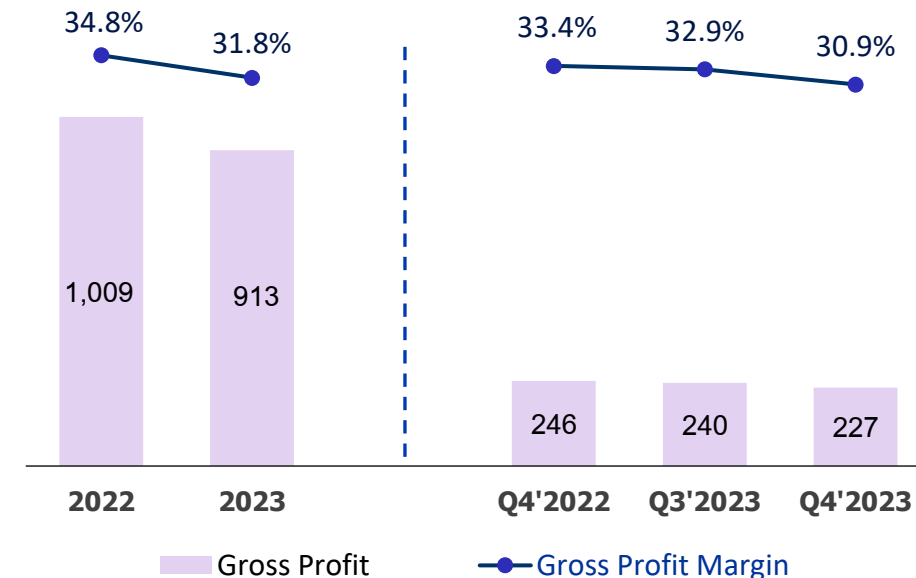
Remark:

* Availability Factor = Total operating hours/(Days*24 hours)

** Capacity Factor = Electricity Unit sold /(Total operating hours*Total selling Capacity)

Gross Profit and Margin

Unit : THB mln



Key Observation – Q4'2023

- **Gross Profit and Gross Profit Margin**
 - **QoQ : -5.55% in Gross Profit and -2.0% in Gross Profit Margin**
 - **YoY : -7.68% in Gross Profit and -2.5% in Gross Profit Margin**
- **Gross Profit** decreased QoQ, mainly from higher feedstock cost and staff cost, repair and maintenance, cost and other services
- **Gross Profit** decreased YoY, mainly from higher shutdown hours and the decrease in gross profit of biomass power plants due to the decreased of revenue as the result of the expiration of FiT Premium period of two biomass power plants during the Q3'22 to Q4'23

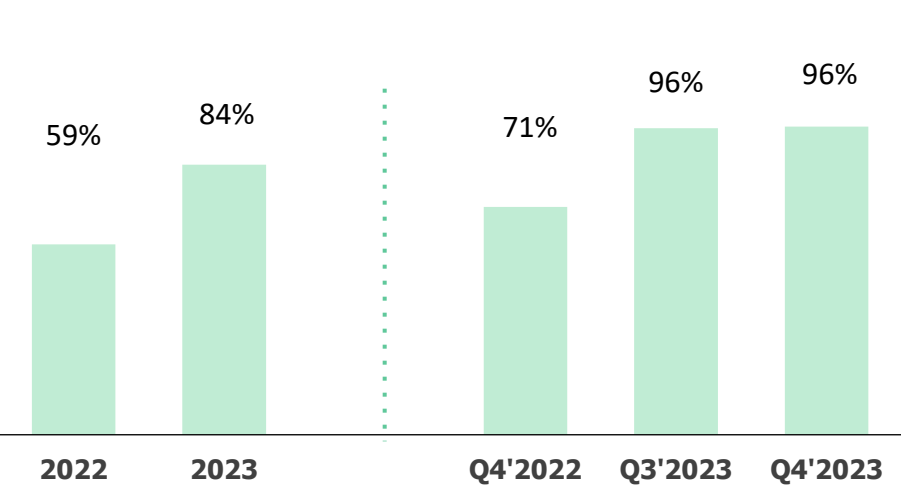
Strictly Private & Confidential

ACE's Biomass Operating Performance (3 Acquisitoned Projects)

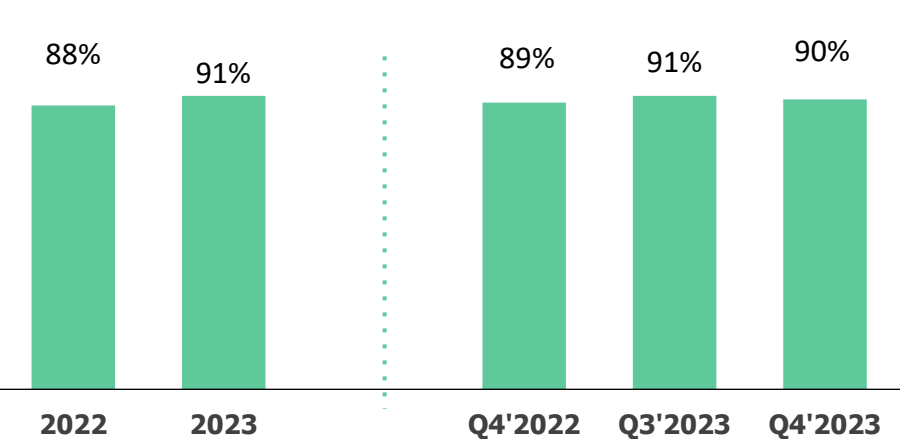


Plant Performance (3 Acquisitoned Projects)

Availability Factor*



Capacity Factor**

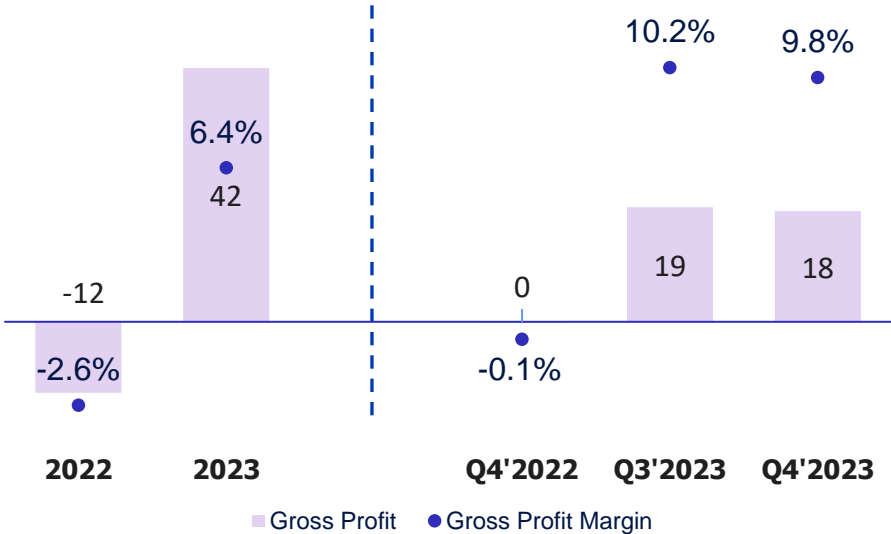


Remark:

- * Availability Factor = Total operating hours/(Days*24 hours)
- ** Capacity Factor = Electricity Unit sold /(Total operating hours*Total selling Capacity)

Gross Profit and Margin

Unit : THB mln



Key Observation – Q4'2023

- **Q4'2023 : Gross Profit and Gross Profit Margin** remain flat QoQ, however, drastically increase YoY mainly from significantly lower power plants shutdown hours



MSW Khon Kaen



MSW Krabi

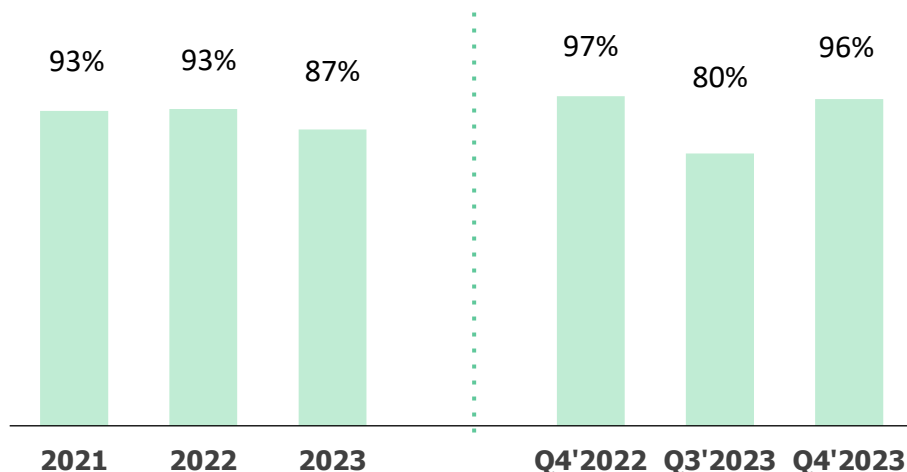
- *COD 2 power plants = 12 MW*
- *Under development 2 power plants = 18.9 MW*

ACE's MSW Operating Performance

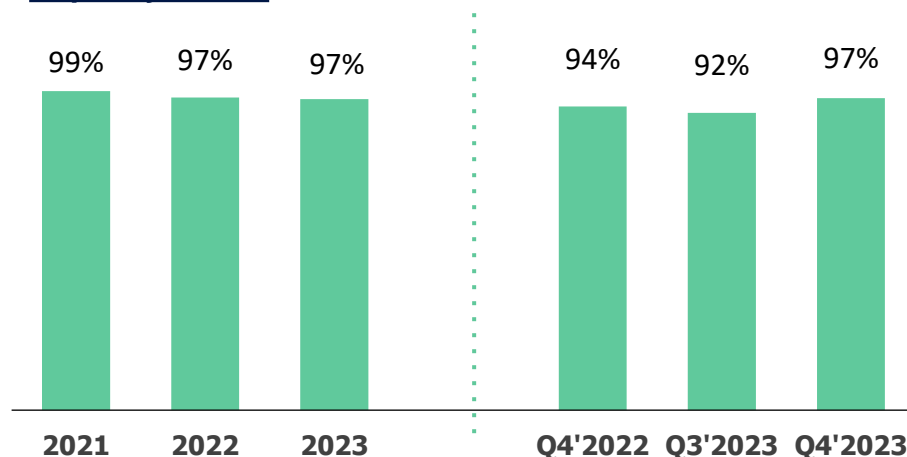


Plant Performance (2 Projects)

Availability Factor

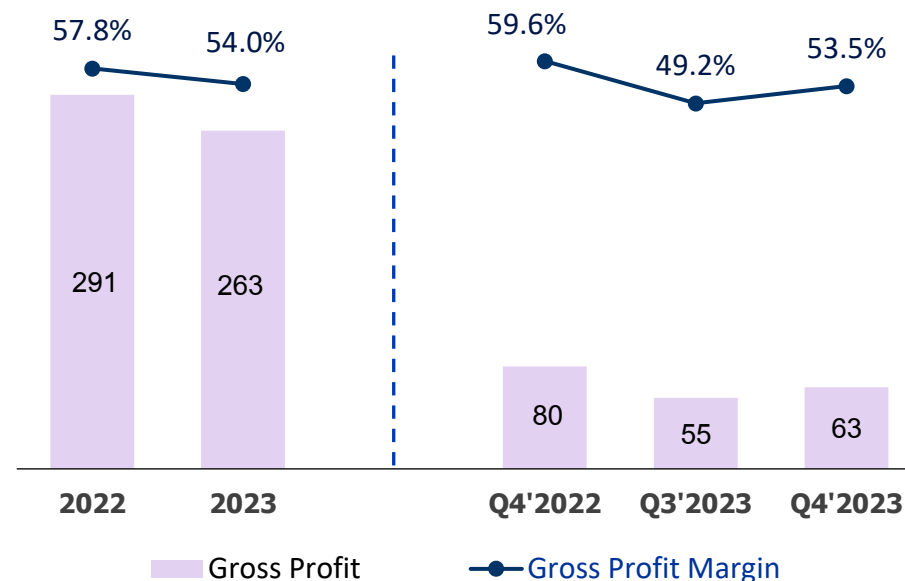


Capacity Factor



Gross Profit and Margin

Unit : THB mln



Key Observation – Q4'2023

- **Quarterly Gross Profit and Gross Profit Margin**
 - **QoQ : +14.7% in Gross Profit and +4.3% in Gross Profit Margin**
 - **YoY : -20.3% in Gross Profit and -6.1% in Gross Profit Margin**
- **Gross Profit** increased 14.7% QoQ from significantly lower plant shutdown hours of both MSW power plant
- **Gross Profit** decreased 20.3% YoY mainly from higher plant shutdown hours of the Krabi MSW power plant in 4Q'23 compared to 4Q'22, and the result of expiration of Adder of Khon Kaen MSW power plant since 28 November 2023, which affected revenue by 11 mln per month

Strictly Private & Confidential

ACE's Co-generation Power Plant



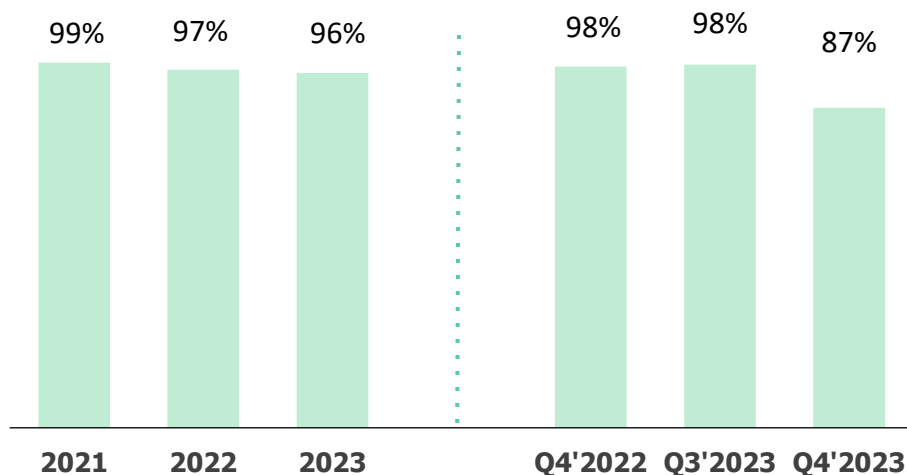
AAA Chachoengsao

ACE's Co-Gen Operating Performance

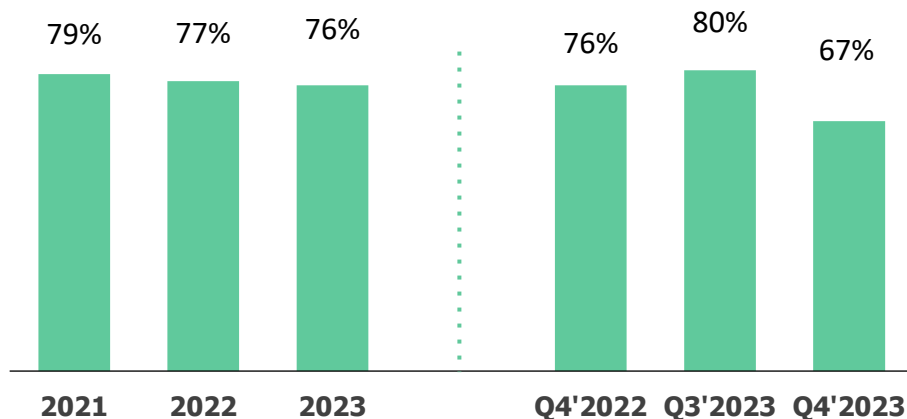


Plant Performance (1 Project)

Availability Factor

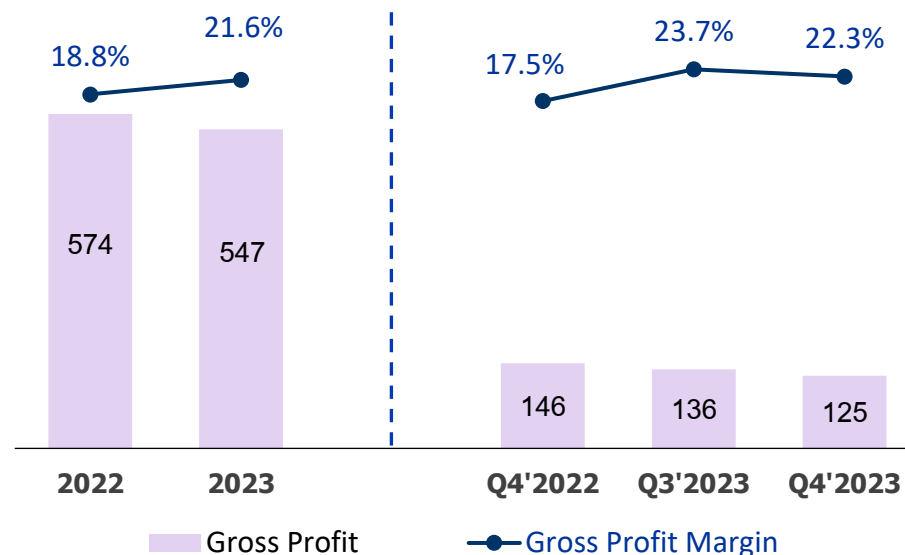


Capacity Factor



Gross Profit and Margin

Unit : THB mln



Key Observation – Q4'2023

- Quarterly Gross Profit and Gross Profit Margin
 - QoQ : -8.2% in Gross Profit but -1.4% in Gross Profit Margin
 - YoY : -14.7% in Gross Profit and +4.8% in Gross Profit Margin
- Gross Profit in Q4'23 decreased both QoQ and YoY due to the power plant shutdown in the Q4'23
- Gross Profit Margin slightly decreased QoQ, but increased YoY due to the change of average gas price
- Average Gas Price in Q4'23 increased 19.76% QoQ, but decreased 31.2% YoY



ABSOLUTE CLEAN ENERGY
PUBLIC COMPANY LIMITED

Financial Highlights

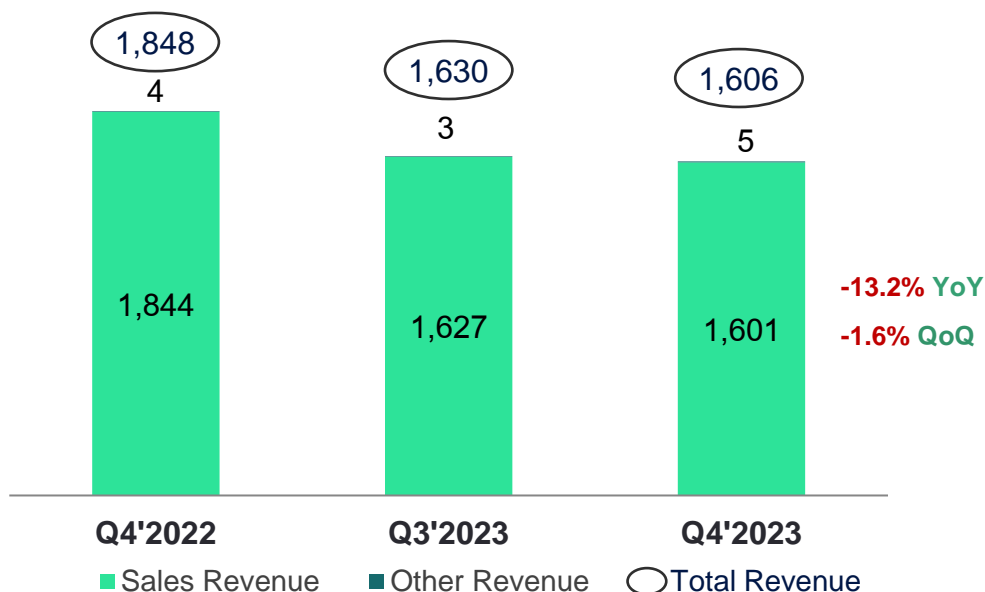
“AAA1” SPP Koh Kanoon Project



Q4'2023 Financial Highlight : P&L

Revenue

Unit : THB mln

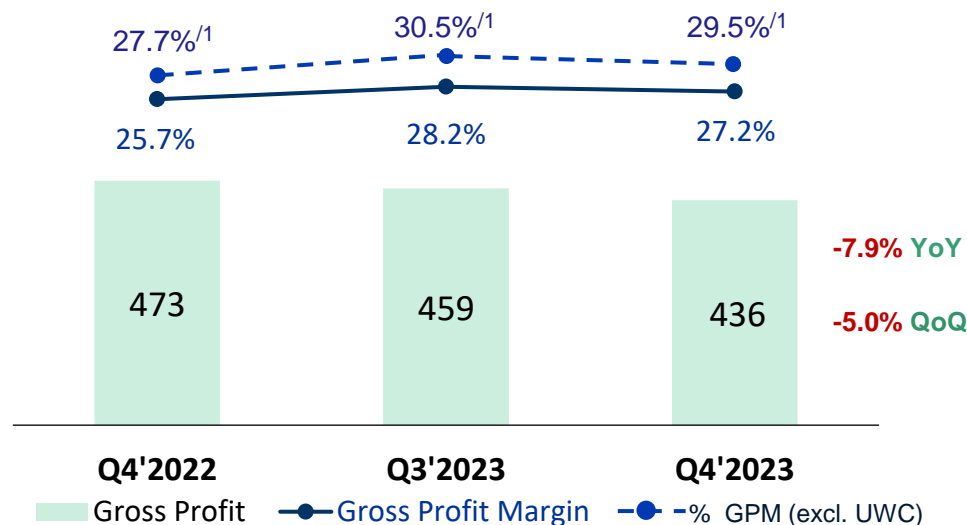


Sale Revenue in Q4'23 was **THB 1,601 mln**

- **QoQ : -1.6%** mainly from
 - Higher shutdown hours for natural gas power plants efficiency improvement compared to 3Q'23
 - No revenue from solar system installation service for industrial customer in 4Q'23 compared to 21.5 mln in 3Q'23
- **YoY : -13.2%** results from
 - Mainly decreased from sales due to a drop in the unit rate of natural gas power plants, adjusted in accordance with the decline in average natural gas prices.

Gross Profit and Margin

Unit : THB mln



Gross Profit in Q4'23 was **THB 436 mln**

- **QoQ : -5.0%** from
 - GP of Biomass decreased by THB 14.0 mln
 - GP of MSW increased by THB 8.1 mln
 - GP of Co-Gen decreased by THB 11.1 mln
- **YoY : -7.9%** from
 - GP of Biomass decreased by THB 0.4 mln
 - GP of MSW decreased by THB 16.1 mln
 - GP of Co-Gen decreased by THB 21.4 mln

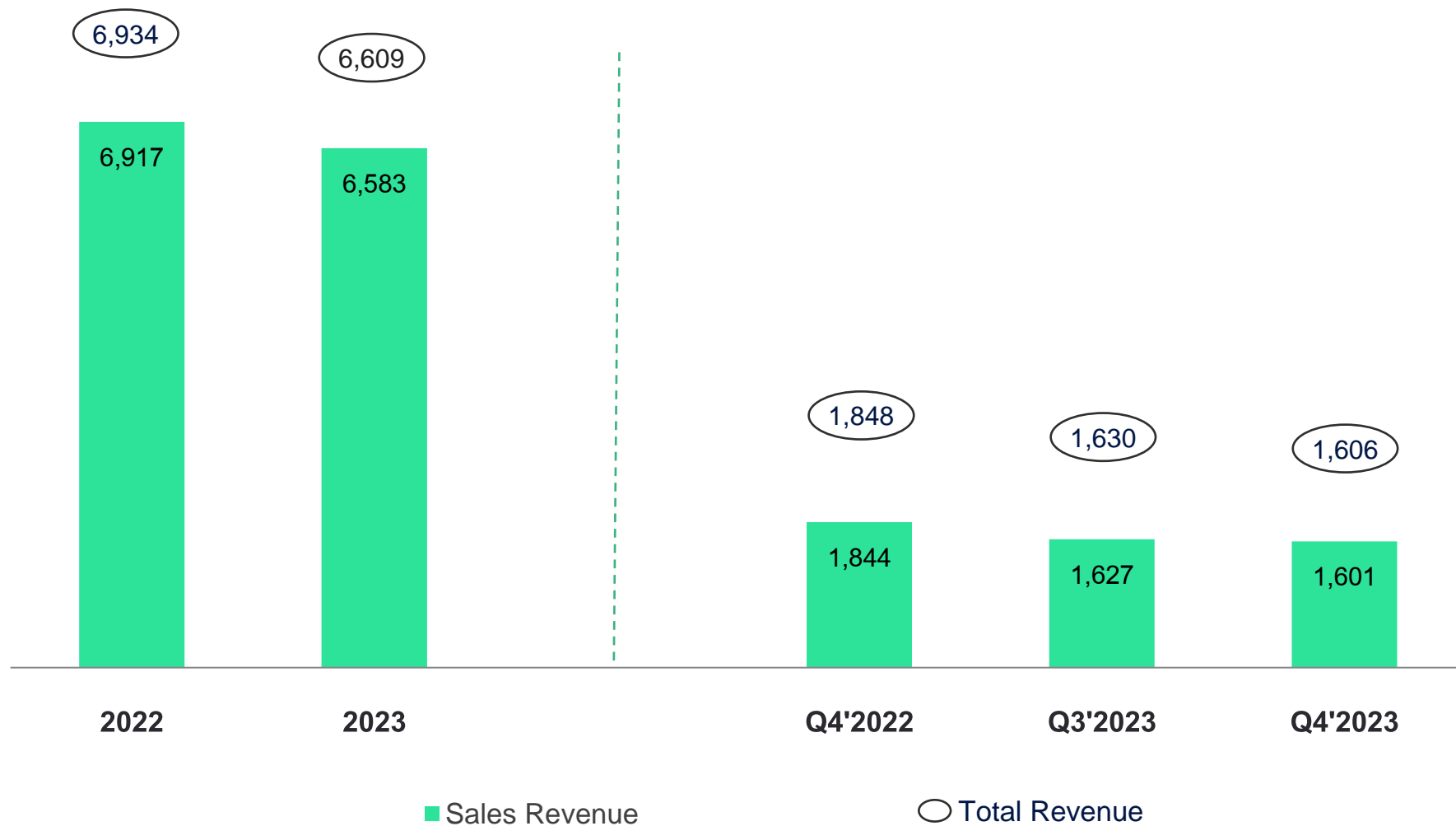
Gross Profit Margin in Q4'23 was **27.2%**

- **QoQ : -1.0%** mainly from the decrease in gross profit of biomass power plants as the result of the expiration of FiT Premium period and higher shutdown hours for plants efficiency improvement compared to 3Q'23, and no revenue from solar system installation service for industrial customer in 4Q'23
- **YoY : +1.5%** mainly from the increase of gross profit margin of Co-Gen power plant as a result of significantly lower natural gas price

Financial Highlight – Revenue



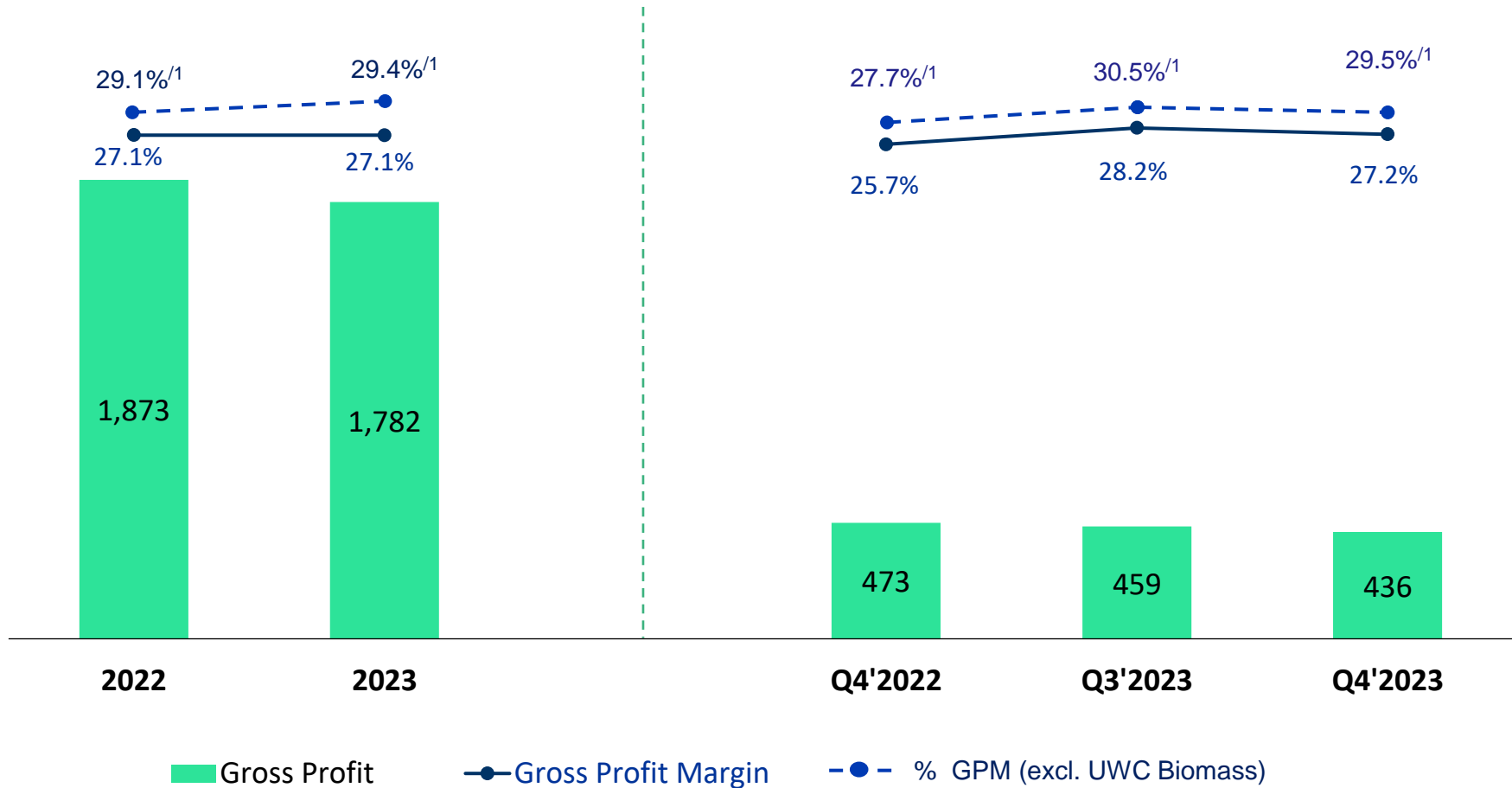
Unit : THB mln



Financial Highlight – Gross Profit and Gross Profit Margin



Unit : THB mln



Remark: 1/ Exclude Gross Profit Margin from 3 UWC Biomass Power Plants.

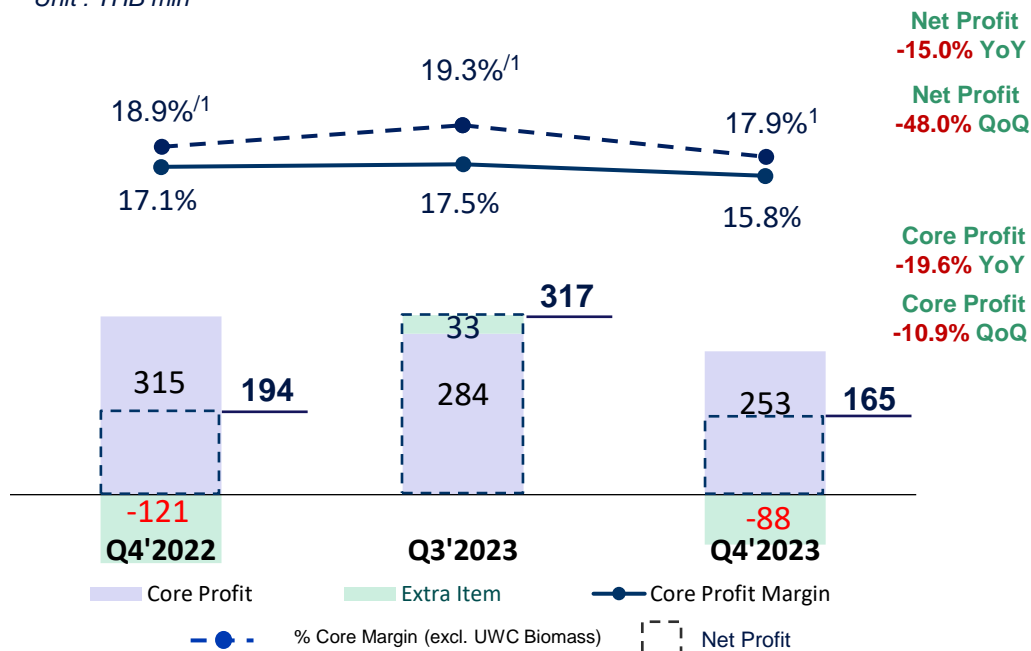
Strictly Private & Confidential

Q4'2023 Financial Highlight : P&L



Core Profit / Net Profit

Unit : THB mln



Core Profit in Q4'23 was THB 253 mln

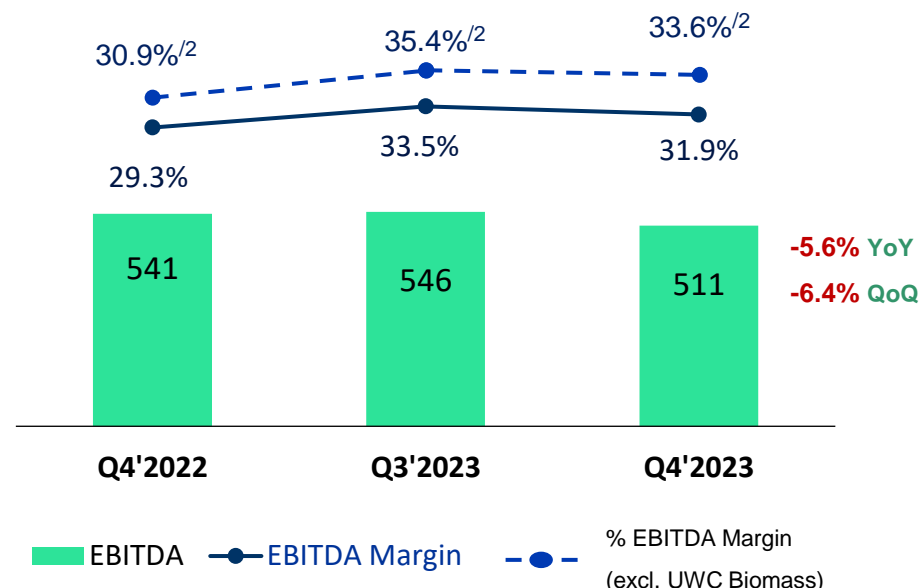
- **QoQ : -10.9%** mainly derived from the decreasing in gross profit in Q4'23
- **YoY : -19.6%** results from:
 - Finance costs continually increasing in MLR of the commercial bank since 1Q'22 to 4Q'23
 - Decreasing in sales of expired FiT Premium period of two biomass power plants during 3Q'22 to the 4Q'23

Net Profit in Q4'23 was THB 165 mln

- **QoQ : -48.0%** mainly derived from the Group had loss from extraordinary items from unrealised on exchange rate of receivable under finance lease agreement in Q4'23 in amounting to Baht 88.1 million.
- **YoY : -15.0%** results from
 - The decrease in core profit

EBITDA and EBITDA Margin

Unit : THB mln



EBITDA in Q4'23 was THB 511 mln

- **QoQ : -6.4%**, **YoY : -5.6%** mainly from the decrease of gross profit

EBITDA Margin in Q4'23 was 31.9%

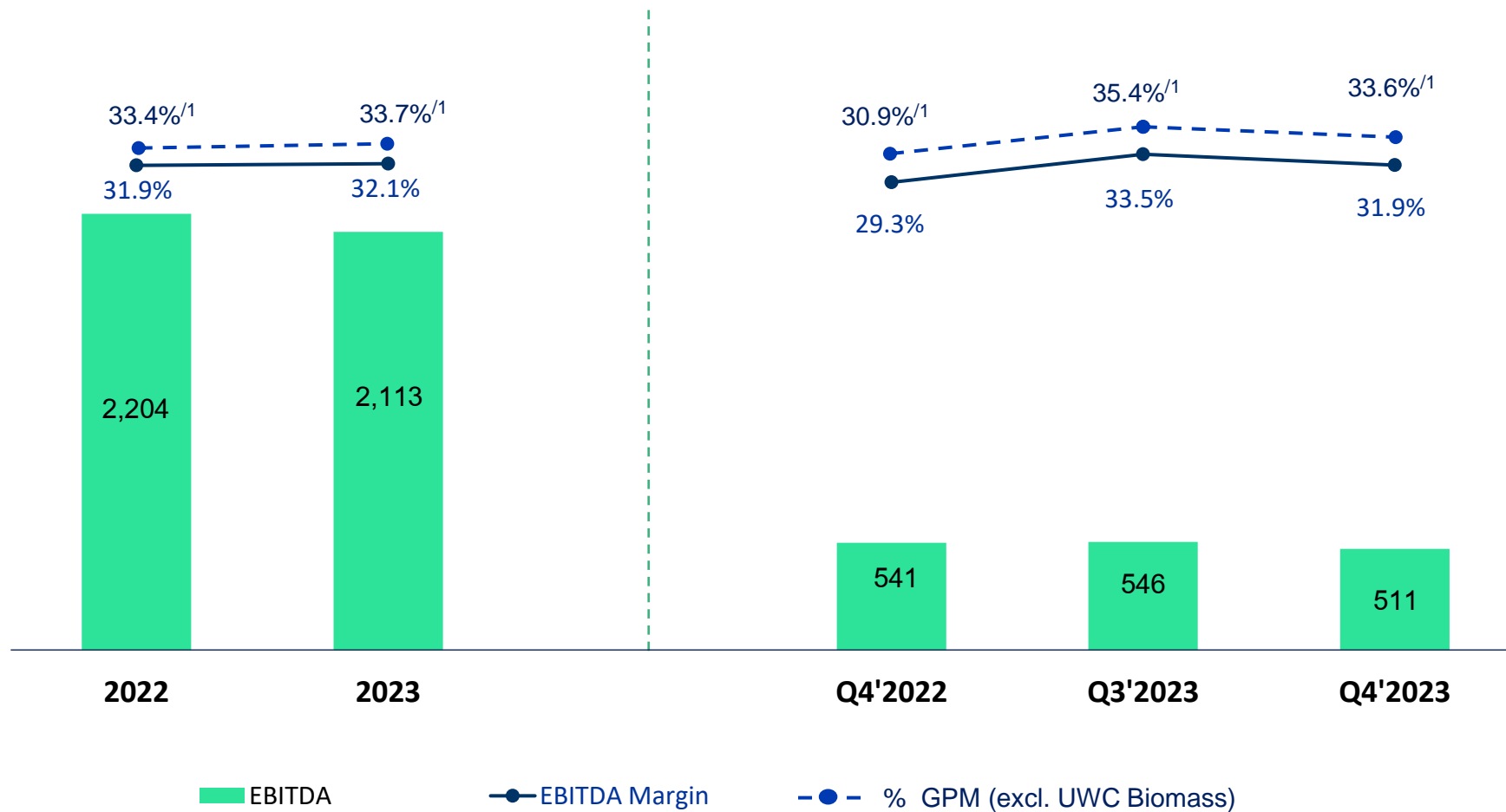
- **QoQ : -1.6%**, mainly from the decrease in gross profit of biomass power plants as the result of the expiration of FiT Premium period and higher shutdown hours for plants efficiency improvement compared to 3Q'23, and no revenue from solar system installation service for industrial customer in 4Q'23
- **YoY : +2.6%** mainly from the increase of gross profit margin of Co-Gen power plant as a result of significantly lower natural gas price

Remark: 1/ Exclude Core Margin from 3 UWC Biomass Power Plants .
 2/ Exclude EBITDA Margin from 3 UWC Biomass Power Plants.

Financial Highlight – EBITDA



Unit : THB mln



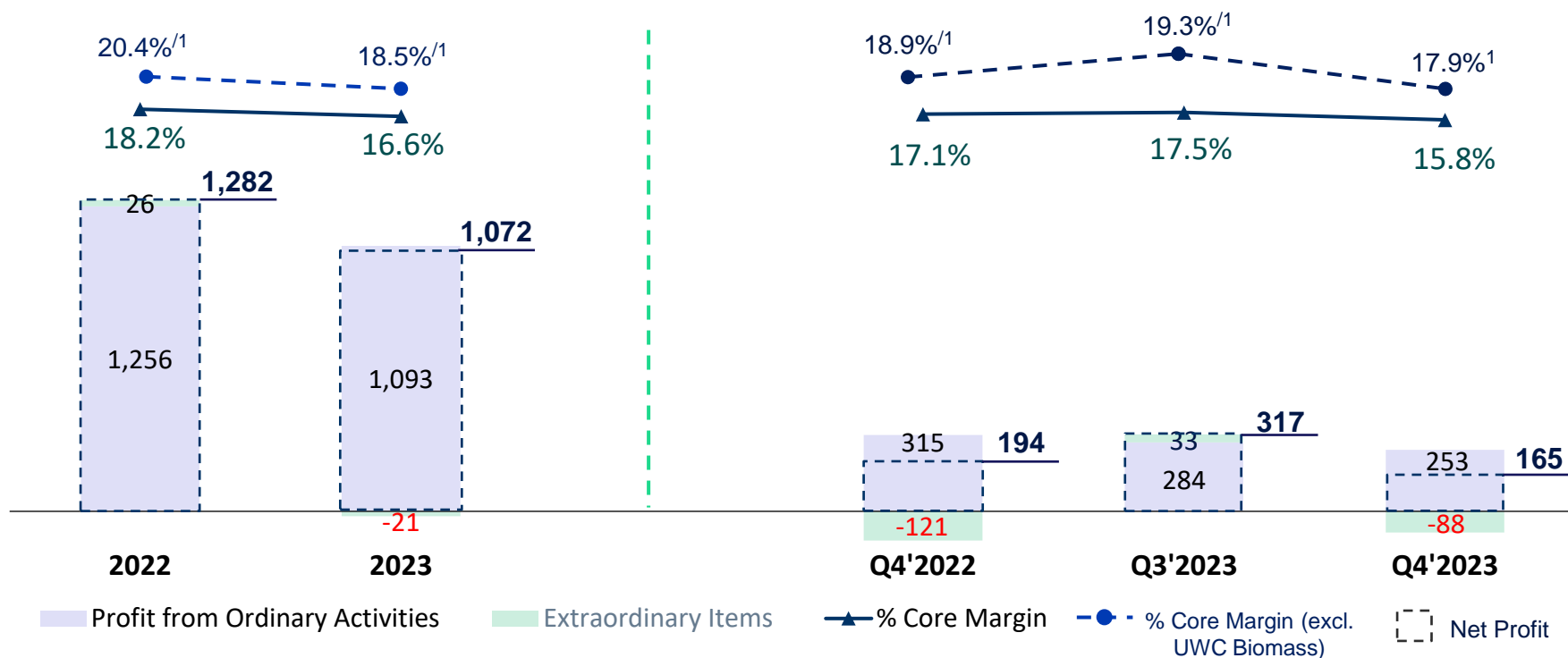
Remark: 1/ Exclude EBITDA Margin from 3 UWC Biomass Power Plants.

Strictly Private & Confidential

Financial Highlight – Net Profit / Core Profit / Core Profit Margin



Unit : THB mln



	Q4-2022			Q3-2023			Q4-2023		
	Ordinary activities	Extraordinary items	Total	Ordinary activities	Extraordinary items	Total	Ordinary activities	Extraordinary items	Total
Profit before tax (EBT)	329	(151)	178	305	41	346	268	(110)	158
Tax income (expense)	(14)	30	16	(21)	(8)	(29)	(15)	22	7
Net profit	315	(121)	194	284	33	317	253	(88)	165

Remark: 1/ Exclude Core Margin from 3 UWC Biomass Power Plants.

Strictly Private & Confidential

ACE Capital Structure and Leverage Ratio

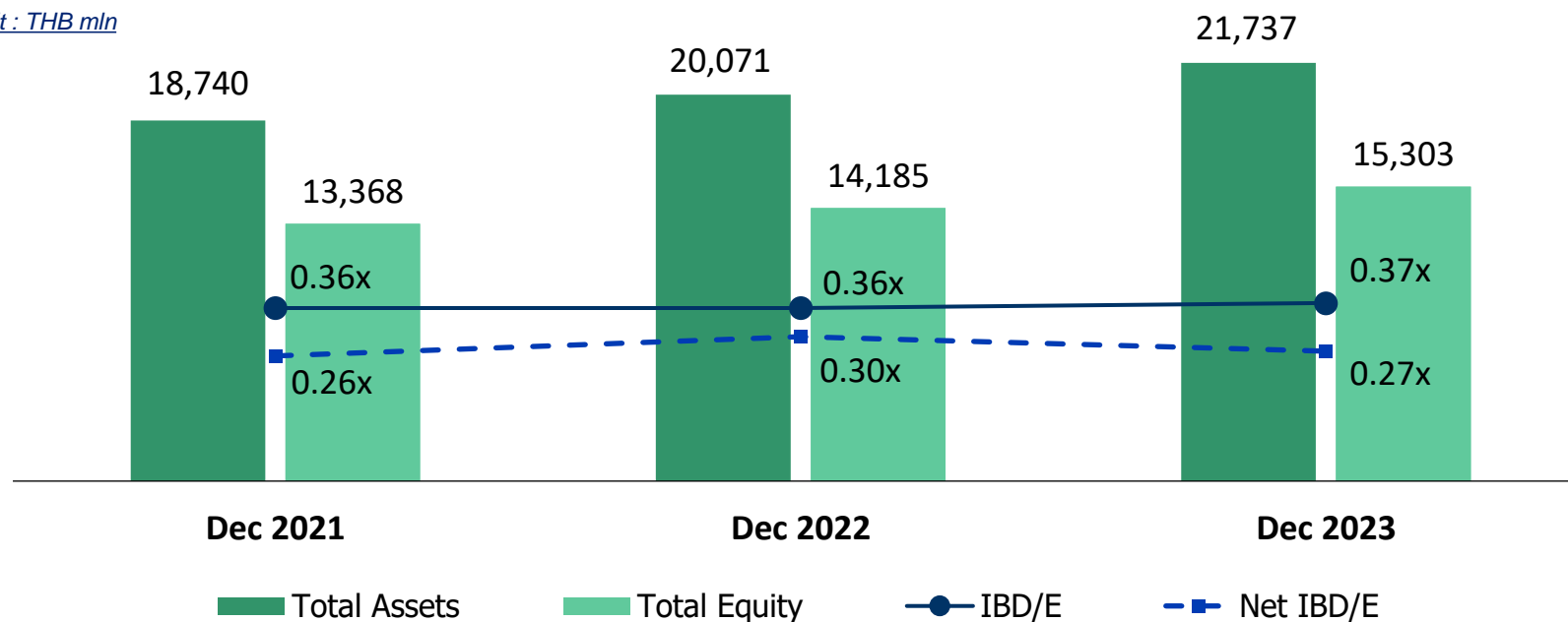


Unit: THB mln

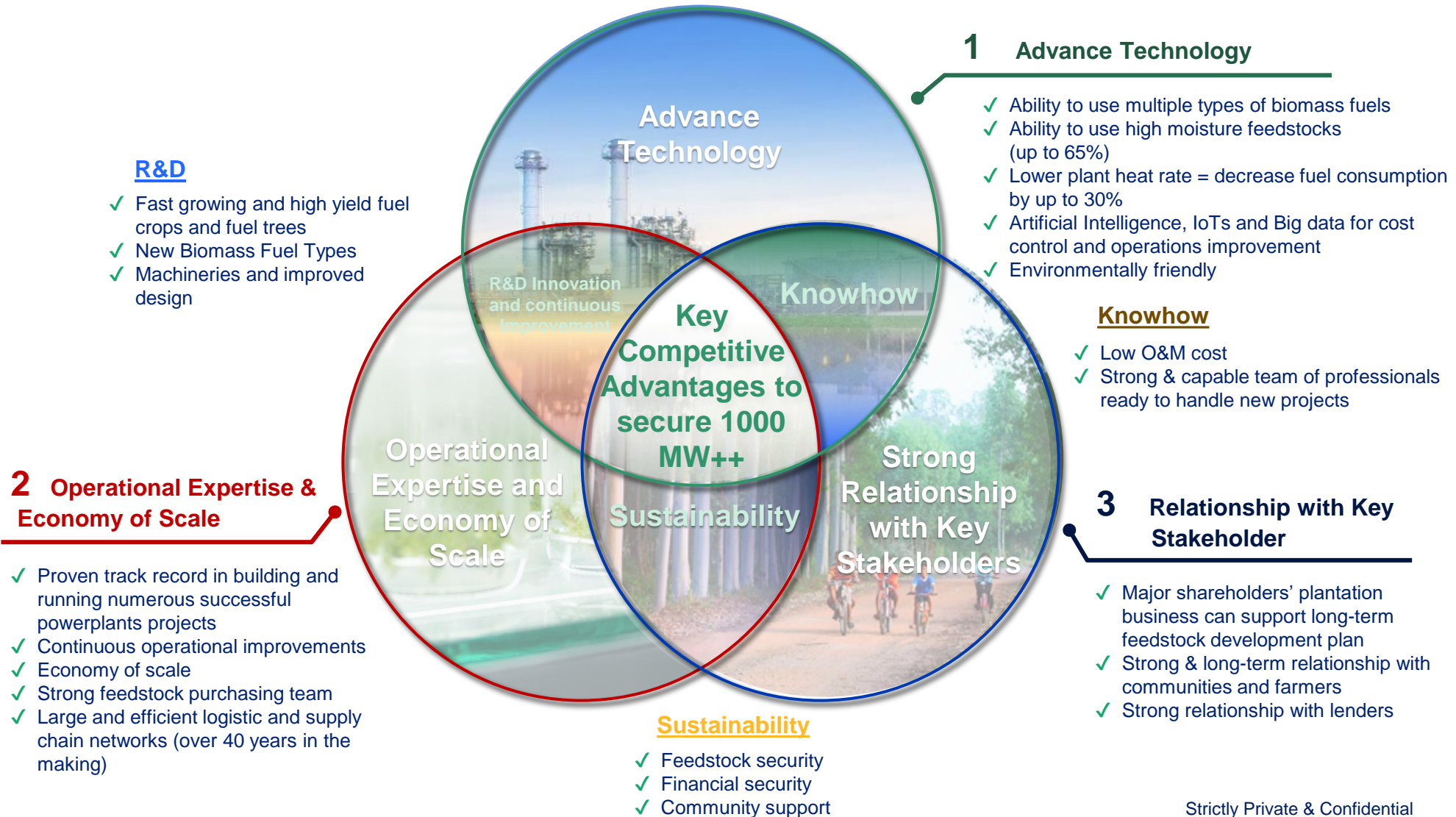
As of

	Dec 2021	Dec 2022	Dec 2023
Total Assets	18,740	20,071	21,737
Total interest-bearing debt	4,780	5,075	5,690
Cash equivalent and restricted cash	1,326	827	1,626
Net Interest-bearing debt	3,454	4,248	4,064
Equity	13,368	14,185	15,303

Unit: THB mln



ACE's 3 Core Value Represent Competitive Advantage to Secure New PPAs



ACE's Key Strengths and Opportunities



1

Thailand's Leading Integrated Power Producer with Highest Growth Potential

- Largest and fast-growing Biomass Power Producer supported by PPA with PEA in Thailand
- No. 1 Renewable Power Producer in Thailand in terms of Equity MW Growth

2

World Megatrend

- "Electrification" Era
- Global & Thailand Commitment to Zero Carbon which implies the rise of renewable energy
- Biomass is one of the most reliable renewable energy that can replace the base load provided by conventional energy.
- ESG Business

3

Continuous Growth from Projects in the Pipeline and Future

- Power Plant's PPA with exceptional tariff rate
- Better technology which leads to higher efficiency and less feedstock / kWh
- Economy of Scale resulting in lower CAPEX, OPEX, and SG&A
- 28% share in the latest biomass power plant bidding

4

Efficient Operational Capabilities with Continuous Improvement

- Lower Feedstock and O&M cost which leads to higher margin
- Stronger creditworthiness which leads to lower financing cost
- Peer-to-Peer Electricity Trading which leads to additional electricity sales

5

Low Downside Risk

- Secured Demand & Cashflow (Long term Power Purchase Agreement with the Government)
- Proven Operational Excellence & Feedstock Management
- Our business model commits to the greater good and has a positive Total Societal Impact (TSI)

Total Societal Impact (TSI) and Environmental, Social & Governance (ESG)



Biomass Power Plant

Contribute to the Paris Agreement

Decreasing greenhouse gas emission.

Future Potential

To provide base-load to grid in place of conventional energy

Solves PM 2.5 problem at the root

- Saves government's spending on putting down forest fires and farm fires
- Saves government's spending on PM 2.5 related health problems such as respiratory complications, masks distributions and water spraying in cities, from PM 2.5 particle.
- Prevents economic loss from the decrease in tourism due to PM 2.5 problems.

Positive Economic and Societal Impact

- Additional income to farmers
- Stabilize income for farmers under market uncertainty → reduce empty subsidies that the government has to give out
- Distribution of revenue to grassroots : Shift from LNG imports to purchasing fuel from individual Thai farmers

GDP Contribution¹

THB 1.8 Billion / year / 9.9 MW biomass power plant

Municipal Solid Waste (MSW) Power Plant

Contribute to the Paris Agreement

Decreasing greenhouse gas emission.

Future Potential

To provide base-load to grid in place of conventional energy

Solves MSW mountain problems

Save healthcare and environmental spending for the government from problems caused by MSW in landfills



ACE

ABSOLUTE CLEAN ENERGY
PUBLIC COMPANY LIMITED

Thank You

For further inquiry

www.ace-energy.co.th

Email : ir@ace-energy.co.th

Our CSR (Education)



Our CSR (Community support during the COVID Crisis)



Our CSR (Community Services & Donations)



Our CSR (Community Services & Donations)



Our CSR (Community Services & Donations)



Our CSR (Community Services & Donations)



Power Plant Visits (1/9)



General Anupong Paojinda
(Minister of Interior)

Power Plant Visits (2/9)



Dr. Siri Jirapongphan
(Minister of Energy)

Power Plant Visits (3/9)

Energy Regulatory Commission (ERC)



Mr. Kraisri Kannasoot



Mr. Kurujit Nakornthap

Power Plant Visits (4/9)

International Recognition



H.E.Mrs.Kshenuka Dhireni Senewiratne
(The Ambassador of Sri Lanka)



Mohammad Tajul Islam
(Minister of Local Government
and Rural Development)



**Vice Presidential Delegation
of Indonesia**


Power Plant Visits (5/9)

Government Agencies and Departments



Power Plant Visits (6/9)

Local Administrative Organizations



Power Plant Visits (7/9)




Power Plant Visits (8/9)






Power Plant Visits (9/9)






Awards & Recognitions (1/8)




Awards & Recognitions (1/13)





Awards & Recognitions (2/13)



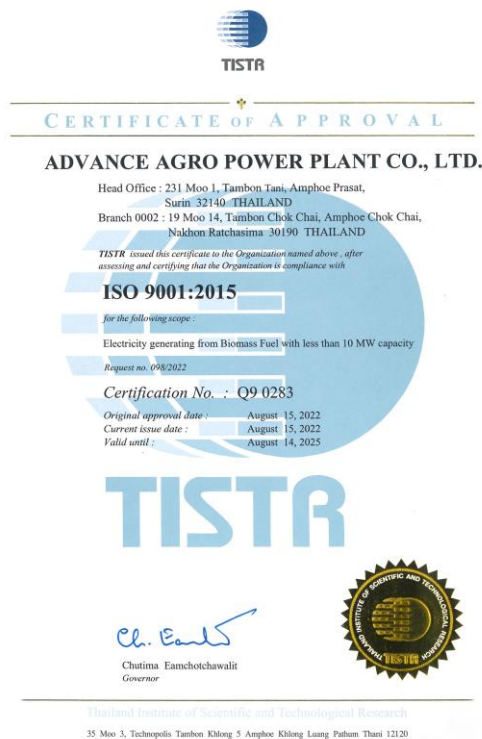
Awards & Recognitions (3/13)



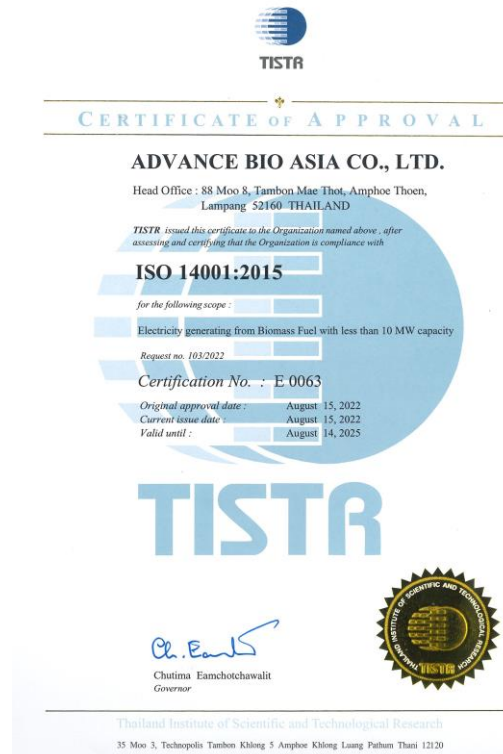

Awards & Recognitions (4/13)




Awards & Recognitions (5/13)



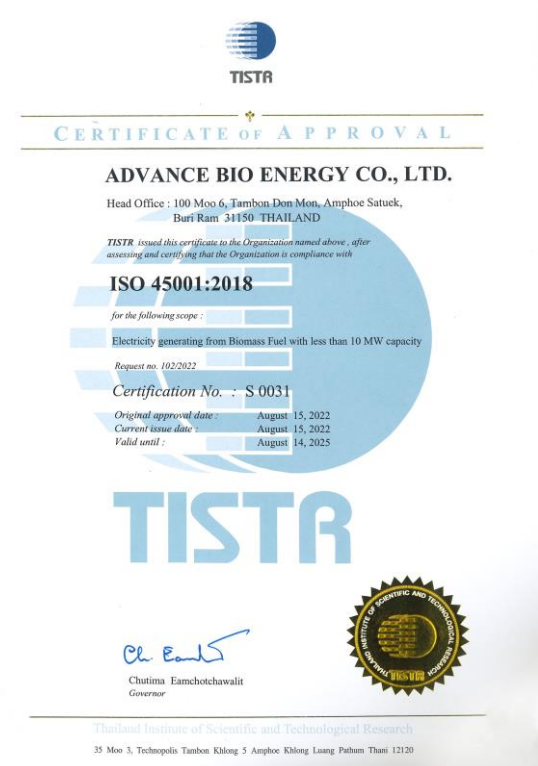
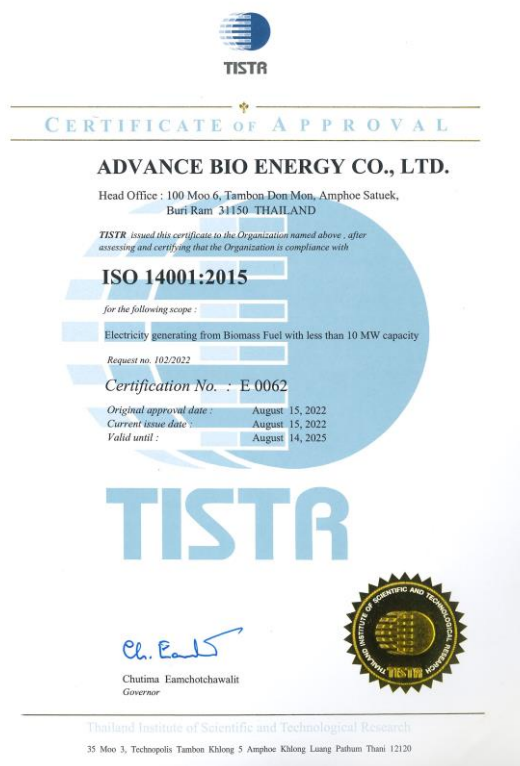

Awards & Recognitions (6/13)





Awards & Recognitions (7/13)



Awards & Recognitions (8/13)



Awards & Recognitions (9/13)



Awards & Recognitions (10/13)



CERTIFICATE OF REGISTRATION

This is to certify that the management system of:

Advance Agro Asia Co., Ltd.

Main Site: 224 Moo 7, Ko Khanun Sub District, Phanom Sarakhm District, Chachoengsao Province 24120 Thailand

has been registered by Intertek as conforming to the requirements of:

ISO 9001:2015

The management system is applicable to:

Electricity Generation and Steam Distribution by Cogeneration.

Certificate Number:
24111707001

Initial Certification Date:
13 April 2018

Date of Certification Decision:
08 April 2021

Issuing Date:
12 April 2021

Valid Until:
12 April 2024




Calin Moldoveanu
President, Business Assurance

Intertek Certification Limited, 10A Victory Park, Victory Road, Derby DE24 8DZ, United Kingdom

Intertek Certification Limited is a UKAS accredited body under schedule of accreditation no. 014.

In the issuance of this certificate, Intertek assumes no liability to any party other than to the Client, and then only in accordance with the agreed upon Certification Agreement. This certificate's validity is subject to the organization maintaining their system in accordance with Intertek's requirements for system certification. Validity may be confirmed as usual at certificate.validation@intertek.com or by scanning the code to the right with a smartphone. The certificate remains the property of Intertek, to whom it must be returned upon request.






CERTIFICATE OF REGISTRATION

This is to certify that the management system of:

Advance Agro Asia Co., Ltd.

Main Site: 224 Moo 7, Ko Khanun Sub District, Phanom Sarakhm District, Chachoengsao Province 24120 Thailand

has been registered by Intertek as conforming to the requirements of:

ISO 14001:2015

The management system is applicable to:

Electricity Generation and Steam Distribution by Cogeneration.

Certificate Number:
241211707003

Initial Certification Date:
13 April 2018

Date of Certification Decision:
08 April 2021

Issuing Date:
12 April 2021

Valid Until:
12 April 2024




Calin Moldoveanu
President, Business Assurance

Intertek Certification Limited, 10A Victory Park, Victory Road, Derby DE24 8DZ, United Kingdom

Intertek Certification Limited is a UKAS accredited body under schedule of accreditation no. 014.

In the issuance of this certificate, Intertek assumes no liability to any party other than to the Client, and then only in accordance with the agreed upon Certification Agreement. This certificate's validity is subject to the organization maintaining their system in accordance with Intertek's requirements for system certification. Validity may be confirmed as usual at certificate.validation@intertek.com or by scanning the code to the right with a smartphone. The certificate remains the property of Intertek, to whom it must be returned upon request.






CERTIFICATE OF REGISTRATION

This is to certify that the management system of:

Advance Agro Asia Co., Ltd.

Main Site: 224 Moo 7, Ko Khanun Sub District, Phanom Sarakhm District, Chachoengsao Province 24120 Thailand

has been registered by Intertek as conforming to the requirements of:

ISO 45001:2018

Certified to OHSAS 18001:2007 from 04/04/2018 to 11/03/2021.

The management system is applicable to:

Electricity Generation and Steam Distribution by Cogeneration.

Certificate Number:
0074103

Initial Certification Date:
04 April 2018

Date of Certification Decision:
08 April 2021

Issuing Date:
12 April 2021

Valid Until:
11 March 2024




Calin Moldoveanu
President, Business Assurance

Intertek Certification Limited, 10A Victory Park, Victory Road, Derby DE24 8DZ, United Kingdom

Intertek Certification Limited is a UKAS accredited body under schedule of accreditation no. 014.

In the issuance of this certificate, Intertek assumes no liability to any party other than to the Client, and then only in accordance with the agreed upon Certification Agreement. This certificate's validity is subject to the organization maintaining their system in accordance with Intertek's requirements for system certification. Validity may be confirmed as usual at certificate.validation@intertek.com or by scanning the code to the right with a smartphone. The certificate remains the property of Intertek, to whom it must be returned upon request.




Awards & Recognitions (11/13)



Awards & Recognitions (12/13)

การรับรองเลขที่ : ๓-๖๔๓๙๙/๒๕๖๑



ใบรับรองฉบับนี้ให้ไว้กับ

บริษัท แอ็ควานซ์ คลีน เพาเวอร์ จำกัด

ที่ตั้งสถานประกอบการ : เลขที่ ๖๖๕ หมู่ที่ ๖ ตำบลหนองฮี
อำเภอน้ำขุ่น จังหวัดอุบลราชธานี ๒๖๒๒๐

เพื่อรับรองว่าเป็น

อุตสาหกรรมสีเขียวระดับที่ ๓
ระบบสีเขียว (Green System)

การบริหารจัดการสิ่งแวดล้อมอย่างเป็นระบบ มีการติดตามประเมินผล
และทบทวนเพื่อการพัฒนาอย่างต่อเนื่อง

ลงชื่อ.....
(นายสุ โลหารขุน)
ปลัดกระทรวงอุตสาหกรรม

ออกให้ ณ วันที่ : ๒๒ ตุลาคม ๒๕๖๑
มีผลถึง วันที่ : ๒๒ ตุลาคม ๒๕๖๓
เลขทะเบียนโรงงาน : ๓-๖๔๓-๙๙๙/๕๓๖

การรับรองเลขที่ : ๓-๖๔๓๖/๒๕๕๙



ใบรับรองฉบับนี้ให้ไว้กับ

บริษัท แอ็ควานซ์ เอเซีย เพาเวอร์ แพลนท์ จำกัด

ที่ตั้งสถานประกอบการ : เลขที่ ๓๔๕ หมู่ที่ ๑๒ ตำบลม่วงหวาน
อำเภอน้ำทอง จังหวัดขอนแก่น ๔๐๑๓๐

เพื่อรับรองว่าเป็น

อุตสาหกรรมสีเขียวระดับที่ ๓
ระบบสีเขียว (Green System)

การบริหารจัดการสิ่งแวดล้อมอย่างเป็นระบบ มีการติดตามประเมินผล
และทบทวนเพื่อการพัฒนาอย่างต่อเนื่อง

ลงชื่อ.....
(นายสมชาย พานุกสิริคุณ)
ปลัดกระทรวงอุตสาหกรรม

ออกให้ ณ วันที่ : ๑๒ กันยายน ๒๕๕๙
มีผลถึง วันที่ : ๑๑ กันยายน ๒๕๖๑
เลขทะเบียนโรงงาน : ๓-๖๔๓-๖๔๓/๕๓๖

การรับรองเลขที่ : GI(E) 3-238/2566



ใบรับรองฉบับนี้ให้ไว้กับ

บริษัท อัลโลเน็กซ์ คลีน เพาเวอร์ จำกัด

ที่ตั้งสถานประกอบการ : เลขที่ 370 หมู่ที่ 7 ซอยบ้านคำบอน ตำบลโนนก่อ
อำเภอมือจอนขอนแก่น จังหวัดขอนแก่น 40000

เพื่อรับรองว่าเป็น

อุตสาหกรรมสีเขียวระดับที่ 3
ระบบสีเขียว (Green System)

การบริหารจัดการสิ่งแวดล้อมอย่างเป็นระบบ มีการติดตามประเมินผล
และทบทวนเพื่อการพัฒนาอย่างต่อเนื่อง

ลงชื่อ.....
(นายสุพงษ์ พริคิ)
อธิบดีกรมโรงงานอุตสาหกรรม

ออกให้ ณ วันที่ : 28 พฤศจิกายน 2565
มีผลถึง วันที่ : 27 พฤศจิกายน 2568
เลขประจำตัวผู้เสียภาษี : 0105551090549
เลขทะเบียนโรงงาน : 40400004025577



การรับรองเลขที่ : ๒-๕๔๓๒/๒๕๖๐



ใบรับรองฉบับนี้ให้ไว้กับ

บริษัท แอ็ควานซ์ อะโกร เอเซีย จำกัด

ที่ตั้งสถานประกอบการ : เลขที่ ๒๒๔ หมู่ที่ ๗ ตำบลเกาะชุม
อำเภอพนมสารคาม จังหวัดฉะเชิงเทรา ๒๔๑๒๐

เพื่อรับรองว่าเป็น

อุตสาหกรรมสีเขียวระดับที่ ๒
ปฏิบัติการสีเขียว (Green Activity)

การดำเนินงานเพื่อลดผลกระทบสิ่งแวดล้อมได้สร้างความมุ่งมั่นที่ดีไว้

ลงชื่อ.....
(นายสมชาย พานุกสิริคุณ)
ปลัดกระทรวงอุตสาหกรรม

ออกให้ ณ วันที่ : ๒๒ พฤษภาคม ๒๕๖๐
มีผลถึง วันที่ : ๒๕ พฤษภาคม ๒๕๖๒
เลขทะเบียนโรงงาน : ๓-๕๔๓(๒)-๔/๕๔๐๓

Awards & Recognitions (13/13)

